

Parents' guide to CCA Youth gaming and Discord



Our Goal

Our goal is to create a welcoming community of diverse individuals who are beacons of light within the gaming industry.

Why Discord?

We've chosen to use Discord because it is a safe and easy way for young people to invite their friends who don't attend church to join us online for one-off or multiple events. Discord gives the leaders full visibility into the various chat rooms allowing us enhanced security, and it also allows us to create a virtual community through ongoing sessions.

What is Discord?

Discord is a downloadable or web-based application widely used by the gaming community to enable voice, text and video chat. It also enables communities to keep updated with upcoming events.

Accessing Discord

Discord is accessible through a web browser or available to download from www.discord.com, Apple app store or Google Play store. We recommend using the downloadable version as it is more stable.

You will need to create an account before accepting any invitations sent to you.

Once you have downloaded discord and created an account, accept the invite to the server which will have been sent via email. The server icon (Shown at top of page) will then appear on the left side of the application

Accessing the server

Once the invite has been accepted, the server will be viewable by selecting it on the left side of the application. When a session is not in progress, only the welcome and schedule pages will be viewable.

When a gaming session starts, leaders will allow access to those who have registered for the event on Churchsuite. Voice and text channels will become available which can be accessed by clicking on them. Selecting a voice channel will connect you to it and allow you to start speaking with other members also connected.

Only leaders will be able to share their screen and video.












← Text channels

← Voice channels

Recommended privacy settings

Privacy settings are an important part of using discord. They can be found by clicking the settings icon at the bottom left of the application, next to your username (for pc), or by swiping right on the application and selecting your icon at the bottom right of the screen. Then select privacy and safety.

We recommend you select the following settings:

- Safe direct messaging:  Scan direct messages from everyone.
- Allow direct messages from server members: off 
- Who can add you as a friend:
 - Everyone: set to off 
 - Friends of Friends: user's discretion
 - Server members: user's discretion
- Allow friends to join your game: set to off 
- Allow voice channel participants to join your game: set to off 
- Use data to improve discord: set to off 
- Use data to customise my discord experience: set to off 
- Allow discord to track screen reader usage: set to off 
- Display currently running game as a status message: Set to off 

Our Rules

While gaming with us, members are expected to follow a simple set of rules as follows:

1. No Profanity
2. No Racism
3. No Harassment
4. No Bullying
5. Respect each other
6. Be kind, not rude

A breach of these rules will result in removal from the current session.

Safety and security on our server

The safety and security of youth members is our top priority. We have implemented a series of measures to ensure youth members stay safe while online with us:

- All leaders must have been safely recruited with current DBS checks
- Members must be registered via Churchsuite before every session
- Youth members are not able to use the server out of hours. (only the welcome and schedule pages are visible).
- Two leaders minimum must be present in every active voice channel at all times.
- Leaders have the ability to mute or remove anyone breaching server rules.
- Any inappropriate text messages will be copied and then deleted by leaders.
- Our safeguarding team are members of the server and check activity periodically
- All server actions (deleting messages, removing individuals, creating invites, etc....) are recorded in the server logs for review by safeguarding.
- A record is kept of all text communications on the server for review by safeguarding.

The welcome page is visible 24/7 and shows our goal, how the sessions work, server rules and what to do if an issue needs addressing.

Any safeguarding concerns can be shared with the Safeguarding team or discussed with our Youth Pastor

Safety and security outside our server

Some youth members already use discord and are part of other servers. If this is the case, we recommend the same privacy settings are used and parents should monitor who youth members are communicating with.